

120 ↓

Interpreting Simple Pie Charts

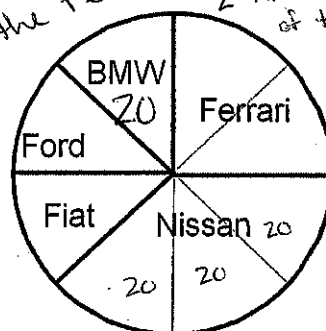
Ex 1

There were 20 BMWs.

- How many Ferraris were there?
- How many Nissans were there?
- How many cars were there altogether?

Finish →

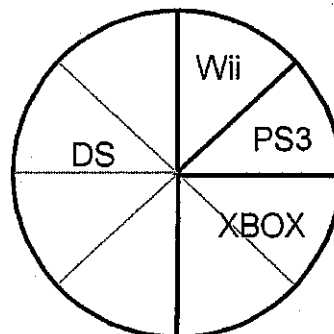
40 Since the Ferrari slice is 2 times the size of the BMW slice



2

There were 30 people with Wiis.

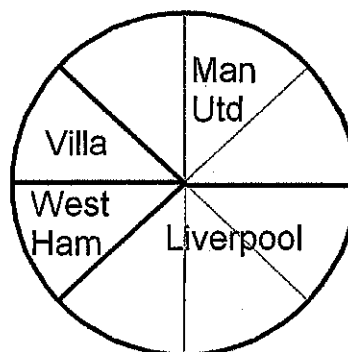
- How many people had a DS?
- How many people had an Xbox?
- How many people were asked altogether?



3

There were 15 Villa fans.

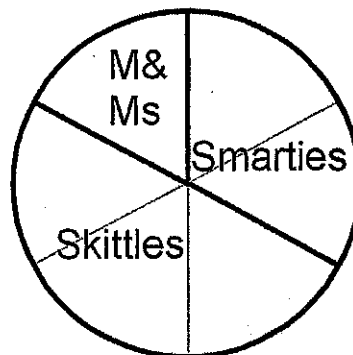
- How many Man Utd fans were there?
- How many fans were there altogether?
- How many **more** people support Liverpool than West Ham?



4

There were 60 people who liked M&Ms.

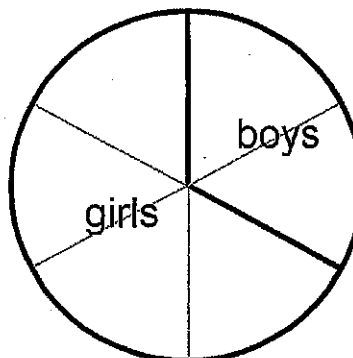
- How many people liked Smarties?
- How many people liked Skittles?
- How many people were there altogether?



5

There were 50 boys.

- How many girls were there?
- How many people were there altogether?

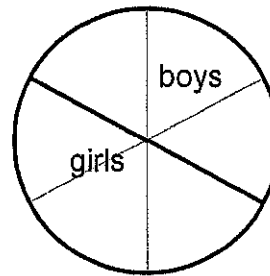


Comparing Different Pie Charts

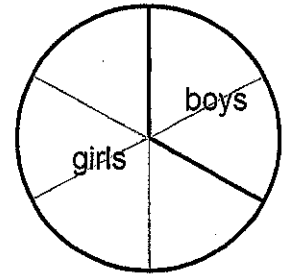
- 6 There were 30 boys in year 8.
There were 30 boys in year 9.

- How many girls were in year 8?
- How many girls were in year 9?
- How many **more** people are there in year 9 than in year 8?

Year 8



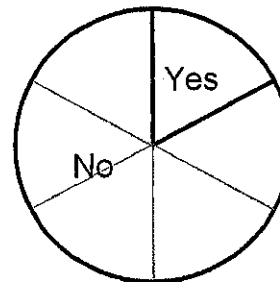
Year 9



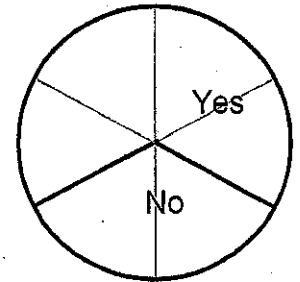
- 7 There were 50 boys that said yes.
There were 40 Girls that said yes.

- How many boys said No?
- How many girls said No?
- How many more boys than girls were there?

Boys



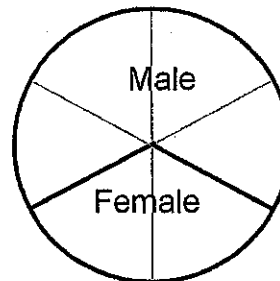
Girls



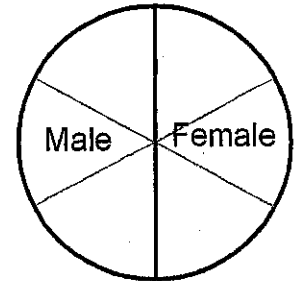
- 8 There were 80 Females in England.
There were 150 people **altogether** in France.

- How many Males were there in England?
- How many males were there in France?
- How many more males were in England than France?
- How many more females were there in England than France?
- How many people were asked altogether in England and France?

England

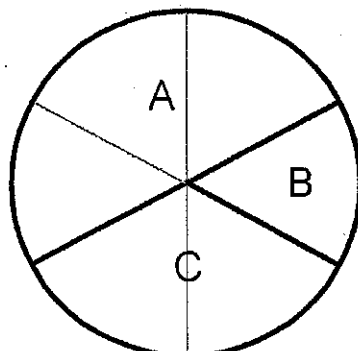


France



- 9 These pie charts have 60 people each in them.
Write down how many people are in each "slice" of the pie.

Male



Female

